


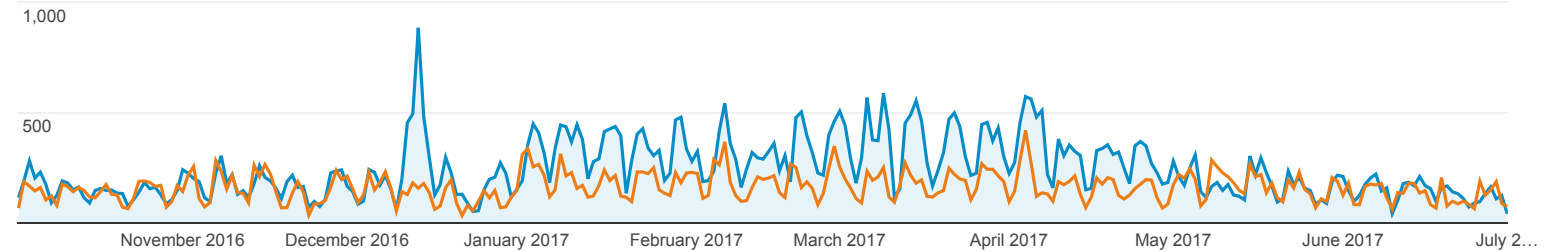
Key Analytics

 All Users
+0.00% Pageviews







Oct 2, 2016 - Jul 1, 2017
Compare to: Oct 4, 2015 - Jul 2, 2016

Key Analytics

Oct 2, 2016 - Jul 1, 2017: ● Pageviews
Oct 4, 2015 - Jul 2, 2016: ● Pageviews



This data was filtered with the following filter expression: /mit

Page	Pageviews	Unique Pageviews	Avg. Time on Page	Entrances	Bounce Rate	% Exit
	50.47%  66,564 vs 44,237	1.64%  33,814 vs 34,377	38.58%  00:01:20 vs 00:02:11	7.97%  10,079 vs 9,335	46.54%  26.10% vs 48.82%	34.28%  19.71% vs 30.00%
1. /mit						
Oct 2, 2016 - Jul 1, 2017	17,243 (25.90%)	8,078 (23.89%)	00:00:50	2,602 (25.82%)	10.85%	14.97%
Oct 4, 2015 - Jul 2, 2016	2 (0.00%)	1 (0.00%)	00:00:42	0 (0.00%)	0.00%	0.00%
% Change	862,050.00%	807,700.00%	18.91%	∞%	∞%	∞%
2. /mit/home						
Oct 2, 2016 - Jul 1, 2017	10,375 (15.59%)	5,318 (15.73%)	00:02:14	3,235 (32.10%)	33.56%	23.69%
Oct 4, 2015 - Jul 2, 2016	17,341 (39.20%)	12,474 (36.29%)	00:02:06	5,103 (54.67%)	34.02%	25.28%
% Change	-40.17%	-57.37%	6.39%	-36.61%	-1.35%	-6.29%
3. /mit/apply						
Oct 2, 2016 - Jul 1, 2017	8,994 (13.51%)	4,369 (12.92%)	00:01:33	824 (8.18%)	24.03%	22.08%
Oct 4, 2015 - Jul 2, 2016	5,240 (11.85%)	4,181 (12.16%)	00:02:35	948 (10.16%)	63.29%	36.81%
% Change	71.64%	4.50%	-40.02%	-13.08%	-62.03%	-40.02%
4. /mit/endorsements						
Oct 2, 2016 - Jul 1, 2017	5,473 (8.22%)	2,851 (8.43%)	00:02:38	525 (5.21%)	26.52%	24.43%
Oct 4, 2015 - Jul 2, 2016	4,317 (9.76%)	3,463 (10.07%)	00:03:42	487 (5.22%)	62.63%	35.81%
% Change	26.78%	-17.67%	-29.09%	7.80%	-57.65%	-31.79%
5. /mit/costs						
Oct 2, 2016 - Jul 1, 2017	4,158 (6.25%)	1,887 (5.58%)	00:01:02	355 (3.52%)	25.42%	16.62%
Oct 4, 2015 - Jul 2, 2016	2,821 (6.38%)	2,187 (6.36%)	00:02:04	484 (5.18%)	59.71%	30.73%
% Change	47.39%	-13.72%	-50.17%	-26.65%	-57.42%	-45.93%
6. /mit/overview						
Oct 2, 2016 - Jul 1, 2017	3,895 (5.82%)	2,043 (5.91%)	00:01:15	339 (3.31%)	22.11%	22.10%
Oct 4, 2015 - Jul 2, 2016	2,821 (6.38%)	2,187 (6.36%)	00:02:04	484 (5.18%)	59.71%	30.73%
% Change	47.39%	-13.72%	-50.17%	-26.65%	-57.42%	-45.93%

Oct 2, 2016 - Jul 1, 2017	2,893 (5.85%)	2,849 (6.04%)	00:01:15	339 (3.36%)	22.61%	20.13%
Oct 4, 2015 - Jul 2, 2016	2,449 (5.54%)	2,100 (6.11%)	00:02:16	223 (2.39%)	50.67%	31.24%
% Change	59.04%	-2.71%	-44.78%	52.02%	-55.38%	-35.56%
7. /mit/tests						
Oct 2, 2016 - Jul 1, 2017	2,043 (3.07%)	1,030 (3.05%)	00:02:20	233 (2.31%)	22.46%	24.72%
Oct 4, 2015 - Jul 2, 2016	1,177 (2.66%)	986 (2.87%)	00:04:19	204 (2.19%)	79.41%	43.50%
% Change	73.58%	4.46%	-45.99%	14.22%	-71.72%	-43.18%
8. /mit/faculty						
Oct 2, 2016 - Jul 1, 2017	1,608 (2.42%)	593 (1.75%)	00:00:30	76 (0.75%)	26.67%	9.45%
Oct 4, 2015 - Jul 2, 2016	678 (1.53%)	486 (1.41%)	00:00:59	54 (0.58%)	62.96%	20.50%
% Change	137.17%	22.02%	-49.33%	40.74%	-57.65%	-53.89%
9. /catalog/grad/mit						
Oct 2, 2016 - Jul 1, 2017	1,263 (1.90%)	606 (1.79%)	00:00:19	13 (0.13%)	15.38%	5.15%
Oct 4, 2015 - Jul 2, 2016	0 (0.00%)	0 (0.00%)	00:00:00	0 (0.00%)	0.00%	0.00%
% Change	∞%	∞%	∞%	∞%	∞%	∞%
10. /facultyhiring/jobs/MITElementaryEd-17						
Oct 2, 2016 - Jul 1, 2017	1,149 (1.73%)	703 (2.08%)	00:00:45	163 (1.62%)	44.17%	25.41%
Oct 4, 2015 - Jul 2, 2016	0 (0.00%)	0 (0.00%)	00:00:00	0 (0.00%)	0.00%	0.00%
% Change	∞%	∞%	∞%	∞%	∞%	∞%
11. /facultyhiring/jobs/MITLiteracy-17						
Oct 2, 2016 - Jul 1, 2017	1,018 (1.53%)	659 (1.95%)	00:00:53	134 (1.33%)	56.30%	24.07%
Oct 4, 2015 - Jul 2, 2016	0 (0.00%)	0 (0.00%)	00:00:00	0 (0.00%)	0.00%	0.00%
% Change	∞%	∞%	∞%	∞%	∞%	∞%
12. /mit/current-teachers						
Oct 2, 2016 - Jul 1, 2017	960 (1.44%)	477 (1.41%)	00:00:48	70 (0.69%)	34.29%	19.27%
Oct 4, 2015 - Jul 2, 2016	830 (1.88%)	639 (1.86%)	00:01:33	153 (1.64%)	54.25%	33.37%
% Change	15.66%	-25.35%	-48.93%	-54.25%	-36.80%	-42.26%
13. /mit/recognition						
Oct 2, 2016 - Jul 1, 2017	960 (1.44%)	564 (1.67%)	00:01:18	187 (1.86%)	29.41%	24.48%
Oct 4, 2015 - Jul 2, 2016	510 (1.15%)	463 (1.35%)	00:01:50	110 (1.18%)	78.18%	38.82%
% Change	88.24%	21.81%	-29.23%	70.00%	-62.38%	-36.95%
14. /mit/current-candidates						
Oct 2, 2016 - Jul 1, 2017	836 (1.26%)	340 (1.01%)	00:01:36	63 (0.63%)	15.87%	15.31%
Oct 4, 2015 - Jul 2, 2016	487 (1.10%)	348 (1.01%)	00:03:26	35 (0.37%)	34.29%	27.72%
% Change	71.66%	-2.30%	-53.44%	80.00%	-53.70%	-44.77%
15. /directory/people/mitchelk						
Oct 2, 2016 - Jul 1, 2017	681 (1.02%)	477 (1.41%)	00:00:55	199 (1.97%)	56.78%	32.45%
Oct 4, 2015 - Jul 2, 2016	0 (0.00%)	0 (0.00%)	00:00:00	0 (0.00%)	0.00%	0.00%
% Change	∞%	∞%	∞%	∞%	∞%	∞%

Oct 4, 2015 - Jul 2, 2016	0 (0.00%)	0 (0.00%)	00:00:00	0 (0.00%)	0.00%	0.00%
% Change	∞%	∞%	∞%	∞%	∞%	∞%
16. /mit/jobs						
Oct 2, 2016 - Jul 1, 2017	500 (0.75%)	246 (0.73%)	00:00:41	55 (0.55%)	12.73%	17.00%
Oct 4, 2015 - Jul 2, 2016	281 (0.64%)	227 (0.66%)	00:02:30	74 (0.79%)	78.38%	42.70%
% Change	77.94%	8.37%	-72.56%	-25.68%	-83.76%	-60.19%
17. /mit/student-teaching						
Oct 2, 2016 - Jul 1, 2017	488 (0.73%)	264 (0.78%)	00:00:45	28 (0.28%)	28.57%	19.88%
Oct 4, 2015 - Jul 2, 2016	378 (0.85%)	298 (0.87%)	00:02:37	45 (0.48%)	71.11%	32.54%
% Change	29.10%	-11.41%	-71.09%	-37.78%	-59.82%	-38.91%
18. /mit/staff						
Oct 2, 2016 - Jul 1, 2017	432 (0.65%)	213 (0.63%)	00:00:38	88 (0.87%)	25.00%	27.78%
Oct 4, 2015 - Jul 2, 2016	440 (0.99%)	330 (0.96%)	00:01:54	83 (0.89%)	72.29%	37.95%
% Change	-1.82%	-35.45%	-66.39%	6.02%	-65.42%	-26.81%
19. /mit-awards-application-2017-18						
Oct 2, 2016 - Jul 1, 2017	414 (0.62%)	173 (0.51%)	00:01:40	59 (0.59%)	1.69%	17.63%
Oct 4, 2015 - Jul 2, 2016	0 (0.00%)	0 (0.00%)	00:00:00	0 (0.00%)	0.00%	0.00%
% Change	∞%	∞%	∞%	∞%	∞%	∞%
20. /catalog/2016-17/mit/index						
Oct 2, 2016 - Jul 1, 2017	326 (0.49%)	259 (0.77%)	00:00:30	9 (0.09%)	22.22%	9.20%
Oct 4, 2015 - Jul 2, 2016	878 (1.98%)	763 (2.22%)	00:00:32	22 (0.24%)	45.45%	10.14%
% Change	-62.87%	-66.06%	-6.44%	-59.09%	-51.11%	-9.22%
21. /search/gss/mit						
Oct 2, 2016 - Jul 1, 2017	326 (0.49%)	173 (0.51%)	00:00:15	8 (0.08%)	0.00%	1.84%
Oct 4, 2015 - Jul 2, 2016	0 (0.00%)	0 (0.00%)	00:00:00	0 (0.00%)	0.00%	0.00%
% Change	∞%	∞%	∞%	∞%	0.00%	∞%
22. /faculty/instructor/mitchelk						
Oct 2, 2016 - Jul 1, 2017	242 (0.36%)	168 (0.50%)	00:01:13	76 (0.75%)	53.95%	27.69%
Oct 4, 2015 - Jul 2, 2016	545 (1.23%)	433 (1.26%)	00:01:29	137 (1.47%)	64.96%	29.17%
% Change	-55.60%	-61.20%	-17.48%	-44.53%	-16.96%	-5.10%
23. /search/gss/MIT						
Oct 2, 2016 - Jul 1, 2017	133 (0.20%)	71 (0.21%)	00:00:10	4 (0.04%)	0.00%	0.75%
Oct 4, 2015 - Jul 2, 2016	0 (0.00%)	0 (0.00%)	00:00:00	0 (0.00%)	0.00%	0.00%
% Change	∞%	∞%	∞%	∞%	0.00%	∞%
24. /catalog/2016-17/mit/programs/masterinteachingyear1-14236						
Oct 2, 2016 - Jul 1, 2017	129 (0.19%)	101 (0.30%)	00:01:29	2 (0.02%)	50.00%	17.83%
Oct 4, 2015 - Jul 2, 2016	44 (0.10%)	36 (0.10%)	00:02:05	0 (0.00%)	0.00%	29.55%

% Change	193.18%	180.56%	-28.52%	∞%	∞%	-39.65%
25. /mit/mentor-teacher						
Oct 2, 2016 - Jul 1, 2017	108 (0.16%)	60 (0.18%)	00:00:25	16 (0.16%)	25.00%	17.59%
Oct 4, 2015 - Jul 2, 2016	75 (0.17%)	66 (0.19%)	00:00:38	12 (0.13%)	50.00%	25.33%
% Change	44.00%	-9.09%	-35.96%	33.33%	-50.00%	-30.56%

Rows 1 - 25 of 872