




MPA Winter 2013 Elective Survey: Ethics and Leadership



1. Your Student Status:

		Response Percent	Response Count
Admitted MPA student: 1st year		33.3%	1
Admitted MPA student: 2nd year		0.0%	0
Admitted MPA student: 3rd year or more		33.3%	1
Other (graduate special student or undergraduate student)		33.3%	1
answered question			3
skipped question			0

2. Please rate the quality of the course using the following scale:

	Rarely	Occasionally	Sometimes	Frequently	Almost Always	Rating Average	Rating Count
Course was well-organized	0.0% (0)	0.0% (0)	0.0% (0)	0.0% (0)	100.0% (3)	5.00	3
Course content was interesting & presented clearly	0.0% (0)	0.0% (0)	0.0% (0)	0.0% (0)	100.0% (3)	5.00	3
Course content matched course objectives	0.0% (0)	0.0% (0)	0.0% (0)	0.0% (0)	100.0% (3)	5.00	3
Instructor feedback on coursework was useful & timely	0.0% (0)	0.0% (0)	0.0% (0)	0.0% (0)	100.0% (3)	5.00	3
Assignments/exercises were interesting & relevant	0.0% (0)	0.0% (0)	0.0% (0)	33.3% (1)	66.7% (2)	4.67	3
Readings were interesting & relevant	0.0% (0)	0.0% (0)	0.0% (0)	33.3% (1)	66.7% (2)	4.67	3
Seminars were interesting & relevant	0.0% (0)	0.0% (0)	0.0% (0)	0.0% (0)	100.0% (3)	5.00	3
I had the opportunity to participate in class	0.0% (0)	0.0% (0)	0.0% (0)	0.0% (0)	100.0% (3)	5.00	3
Classroom learning environment was supportive & respectful for all	0.0% (0)	0.0% (0)	0.0% (0)	0.0% (0)	100.0% (3)	5.00	3
Course was intellectually challenging	0.0% (0)	0.0% (0)	0.0% (0)	0.0% (0)	100.0% (3)	5.00	3

COMMENTS

1

answered question	3
skipped question	0

3. Please rate the quality of the course using the following scale:

	Very Poor	Poor	Fair	Good	Very Good	Excellent	Rating Average	Rating Count
Development of knowledge,skills and abilities	0.0% (0)	0.0% (0)	0.0% (0)	0.0% (0)	33.3% (1)	66.7% (2)	5.67	3
Overall INSTRUCTOR rating	0.0% (0)	0.0% (0)	0.0% (0)	0.0% (0)	0.0% (0)	100.0% (3)	6.00	3
Overall COURSE rating	0.0% (0)	0.0% (0)	0.0% (0)	0.0% (0)	0.0% (0)	100.0% (3)	6.00	3

COMMENTS

1


answered question

3

skipped question

0

4. Should the MPA program offer this course again?

		Response Percent	Response Count
Yes		100.0%	3
Yes, with these changes (describe changes in comment field)		0.0%	0
No		0.0%	0

DESCRIBE CHANGES

0

answered question

3

skipped question

0

5. OTHER COMMENTS

Response
Count

0

answered question

0

skipped question

3

Q2. Please rate the quality of the course using the following scale:

1	The weekly case study paper was a little redundant.	Mar 18, 2013 7:14 AM
---	---	----------------------

Q3. Please rate the quality of the course using the following scale:

1	The class always felt very purposeful because the focus was on real world issues public administrators face.	Mar 18, 2013 7:14 AM
---	--	----------------------