




MPA Spring 2013 Elective Survey: Design for Communities and Administration



1. Your Student Status:

		Response Percent	Response Count
Admitted MPA student: 1st year		25.0%	2
Admitted MPA student: 2nd year		62.5%	5
Admitted MPA student: 3rd year or more		0.0%	0
Other (graduate special student or undergraduate student)		12.5%	1
		answered question	8
		skipped question	0

2. Please rate the quality of the course using the following scale:

	Rarely	Occasionally	Sometimes	Frequently	Almost Always	Rating Average	Rating Count
Course was well-organized	0.0% (0)	0.0% (0)	0.0% (0)	12.5% (1)	87.5% (7)	4.88	8
Course content was interesting & presented clearly	0.0% (0)	0.0% (0)	0.0% (0)	0.0% (0)	100.0% (8)	5.00	8
Course content matched course objectives	0.0% (0)	0.0% (0)	0.0% (0)	0.0% (0)	100.0% (8)	5.00	8
Instructor feedback on coursework was useful & timely	0.0% (0)	0.0% (0)	0.0% (0)	12.5% (1)	87.5% (7)	4.88	8
Assignments/exercises were interesting & relevant	0.0% (0)	0.0% (0)	0.0% (0)	12.5% (1)	87.5% (7)	4.88	8
Readings were interesting & relevant	0.0% (0)	0.0% (0)	0.0% (0)	25.0% (2)	75.0% (6)	4.75	8
Seminars were interesting & relevant	0.0% (0)	0.0% (0)	0.0% (0)	12.5% (1)	87.5% (7)	4.88	8
I had the opportunity to participate in class	0.0% (0)	0.0% (0)	0.0% (0)	12.5% (1)	87.5% (7)	4.88	8
Classroom learning environment was supportive & respectful for all	0.0% (0)	0.0% (0)	0.0% (0)	0.0% (0)	100.0% (8)	5.00	8
Course was intellectually challenging	0.0% (0)	0.0% (0)	0.0% (0)	0.0% (0)	100.0% (7)	5.00	7

COMMENTS 0

answered question 8

skipped question 0

3. Please rate the quality of the course using the following scale:

	Very Poor	Poor	Fair	Good	Very Good	Excellent	Rating Average	Rating Count
Development of knowledge,skills and abilities	0.0% (0)	0.0% (0)	0.0% (0)	0.0% (0)	12.5% (1)	87.5% (7)	5.88	8
Overall INSTRUCTOR rating	0.0% (0)	0.0% (0)	0.0% (0)	0.0% (0)	0.0% (0)	100.0% (8)	6.00	8
Overall COURSE rating	0.0% (0)	0.0% (0)	0.0% (0)	0.0% (0)	0.0% (0)	100.0% (7)	6.00	7

COMMENTS

1



answered question

8

skipped question

0

4. Should the MPA program offer this course again?

		Response Percent	Response Count
Yes		87.5%	7
Yes, with these changes (describe changes in comment field)		12.5%	1
No		0.0%	0

DESCRIBE CHANGES

0

answered question

8

skipped question

0

5. OTHER COMMENTS

Response
Count

1

answered question

1

skipped question

7

Q3. Please rate the quality of the course using the following scale:

1	LOVED this course!	Jul 9, 2013 1:35 PM
---	--------------------	---------------------

Q5. OTHER COMMENTS

1	Great class. Interesting and engaging.	Jul 15, 2013 9:12 AM
---	--	----------------------