








1. From where did you receive your undergraduate degree?

	Response Percent	Response Count
The Evergreen State College 	50.5%	48
Other college or university in Washington 	29.5%	28
Out of state college or university 	20.0%	19
<i>answered question</i>		95
<i>skipped question</i>		0

2. What concentration are you pursuing?

	Response Percent	Response Count
Public and Non-Profit Administration 	55.8%	53
Tribal Governance 	12.6%	12
Public Policy 	27.4%	26
Unsure 	4.2%	4
<i>answered question</i>		95
<i>skipped question</i>		0






3. In what year did you begin your MPA, as an admitted student? (fill in)

	Response Count
	95
<i>answered question</i>	95
<i>skipped question</i>	0

4. On average, how many credits do you take each quarter (fill in)

	Response Count
	95
<i>answered question</i>	95
<i>skipped question</i>	0




5. For how many credits are you enrolled this quarter, Spring 2010?

	Response Percent	Response Count
4 Credits 	6.3%	6
6 Credits 	7.4%	7
8 Credits 	50.5%	48
12 Credits 	10.5%	10
More than 12 Credits	0.0%	0
Other 	25.3%	24
<i>answered question</i>		95
<i>skipped question</i>		0

6. At the end of this quarter, Spring 2010, how many total credits will you have toward the MPA (fill in)

	Response Count
	94
<i>answered question</i>	94
<i>skipped question</i>	1

7. In how many years do you plan to complete, or have completed, your MPA?

		Response Percent	Response Count
2 years		72.3%	68
3 years		23.4%	22
4 years or more		4.3%	4
answered question			94
skipped question			1

8. To what extent have your experiences in the MPA program at Evergreen enhanced your capabilities in the following mission areas: (check an answer for each area)

	Great Extent	Moderate Extent	Some Extent	Little or No Extent	Response Count
a. Think critically	62.0% (57)	30.4% (28)	5.4% (5)	2.2% (2)	92
b. Think creatively	33.7% (31)	41.3% (38)	21.7% (20)	3.3% (3)	92
c. Communicate effectively	45.7% (42)	44.6% (41)	10.9% (10)	0.0% (0)	92
d. Work collaboratively	54.3% (50)	34.8% (32)	9.8% (9)	1.1% (1)	92
e. Embrace diversity	38.0% (35)	34.8% (32)	18.5% (17)	8.7% (8)	92
f. Value fairness and equity	35.9% (33)	38.0% (35)	20.7% (19)	5.4% (5)	92
g. Advocate on behalf of the public	40.2% (37)	41.3% (38)	15.2% (14)	3.3% (3)	92
h. Imagine new possibilities	49.5% (45)	30.8% (28)	18.7% (17)	1.1% (1)	91
i. Accomplish positive change	38.0% (35)	38.0% (35)	18.5% (17)	5.4% (5)	92
answered question					92
skipped question					3

9. In your opinion, to what extent is the mission covered in the MPA Core classes and electives?

	Great Coverage	Moderate Coverage	Some Coverage	Little or no Coverage	Response Count
First Year Core	50.5% (46)	39.6% (36)	7.7% (7)	2.2% (2)	91
Second Year Core	35.5% (22)	40.3% (25)	19.4% (12)	4.8% (3)	62
Electives	42.4% (36)	36.5% (31)	16.5% (14)	4.7% (4)	85
	answered question				92
	skipped question				3

10. To what extent have you had the following experiences in the program?

	Always	Often	Usually	Sometimes	Seldom to Never	Response Count
a. Felt you were part of a positive learning community	39.8% (37)	37.6% (35)	15.1% (14)	6.5% (6)	1.1% (1)	93
b. Felt challenged to do your best work	31.2% (29)	29.0% (27)	24.7% (23)	12.9% (12)	2.2% (2)	93
c. Felt others were challenged to do their best work	18.5% (17)	25.0% (23)	31.5% (29)	25.0% (23)	0.0% (0)	92
d. Had opportunities to interact with people who had different viewpoints	33.7% (31)	34.8% (32)	17.4% (16)	13.0% (12)	1.1% (1)	92
e. Had opportunities to interact with people from various sectors of public service	39.1% (36)	31.5% (29)	19.6% (18)	9.8% (9)	0.0% (0)	92
f. Had opportunities to interact with people with different backgrounds, identities and life experiences	38.0% (35)	31.5% (29)	20.7% (19)	8.7% (8)	1.1% (1)	92
g. Felt you had a positive cohort experience	42.4% (39)	34.8% (32)	14.1% (13)	7.6% (7)	1.1% (1)	92
	answered question					93
	skipped question					2

11. Overall, how satisfied are you with the following courses?

	Very Satisfied	Somewhat Satisfied	Neutral	Somewhat Dissatisfied	Very Dissatisfied	Haven't Taken	Response Count
a. First year Core	40.4% (36)	41.6% (37)	9.0% (8)	5.6% (5)	2.2% (2)	1.1% (1)	8
b. Second year Core	24.7% (20)	33.3% (27)	6.2% (5)	6.2% (5)	2.5% (2)	27.2% (22)	8
c. Capstone	26.8% (22)	18.3% (15)	12.2% (10)	3.7% (3)	1.2% (1)	37.8% (31)	8
d. Advanced Research Methods	16.0% (13)	14.8% (12)	7.4% (6)	2.5% (2)	1.2% (1)	58.0% (47)	8
e. Foundation of Public Policy	32.5% (27)	15.7% (13)	8.4% (7)	1.2% (1)	0.0% (0)	42.2% (35)	8
f. Tribal Concentrations	15.0% (12)	5.0% (4)	2.5% (2)	1.3% (1)	1.3% (1)	75.0% (60)	8
g. Electives	41.2% (35)	41.2% (35)	5.9% (5)	8.2% (7)	1.2% (1)	2.4% (2)	8
h. Individual Learning Contracts	33.8% (27)	10.0% (8)	7.5% (6)	0.0% (0)	0.0% (0)	48.8% (39)	8
i. Internships	11.1% (9)	8.6% (7)	3.7% (3)	0.0% (0)	0.0% (0)	76.5% (62)	8
answered question							9
skipped question							




12. In your opinion, how necessary are the following to your learning?

	Very Necessary	Somewhat Necessary	Neutral	Somewhat Unnecessary	Very Unnecessary	Haven't Taken	Resp Co
a. First year Core	77.5% (69)	13.5% (12)	5.6% (5)	2.2% (2)	0.0% (0)	1.1% (1)	
b. Second year Core	49.4% (41)	15.7% (13)	8.4% (7)	1.2% (1)	1.2% (1)	24.1% (20)	
c. Capstone	40.2% (33)	15.9% (13)	6.1% (5)	3.7% (3)	0.0% (0)	34.1% (28)	
d. Advanced Research Methods	33.7% (28)	6.0% (5)	4.8% (4)	1.2% (1)	0.0% (0)	54.2% (45)	
e. Foundation of Public Policy	44.6% (37)	10.8% (9)	6.0% (5)	0.0% (0)	1.2% (1)	37.3% (31)	
f. Tribal Concentrations	18.8% (15)	2.5% (2)	8.8% (7)	0.0% (0)	1.3% (1)	68.8% (55)	
g. Electives	66.7% (58)	21.8% (19)	6.9% (6)	2.3% (2)	0.0% (0)	2.3% (2)	
h. Individual Learning Contracts	32.9% (27)	17.1% (14)	12.2% (10)	0.0% (0)	0.0% (0)	37.8% (31)	
i. Internships	12.0% (10)	12.0% (10)	8.4% (7)	2.4% (2)	1.2% (1)	63.9% (53)	
answered question							
skipped question							

13. Comments on coursework?

	Response Count
	39
answered question	39
skipped question	56

14. In your opinion, what 3 ELECTIVES offered by the MPA program are most important to your learning goals? (Fill in--can include internships and/or individual learning contracts)

		Response Percent	Response Count
1)		100.0%	74
2)		95.9%	71
3)		82.4%	61
<i>answered question</i>			74
<i>skipped question</i>			21

15. How satisfied are you with the following in the MPA program:

	Very Satisfied	Somewhat Satisfied	Neutral	Somewhat Dissatisfied	Very Dissatisfied	Response Count
a. Overall quality of instruction	46.1% (41)	43.8% (39)	5.6% (5)	2.2% (2)	2.2% (2)	89
b. Team teaching in Core MPA programs	34.1% (30)	47.7% (42)	13.6% (12)	2.3% (2)	2.3% (2)	88
c. Contact with faculty	60.7% (54)	27.0% (24)	5.6% (5)	5.6% (5)	1.1% (1)	89
d. Feedback from faculty on your work	35.2% (31)	44.3% (39)	8.0% (7)	11.4% (10)	1.1% (1)	88
e. Evaluation Conferences	38.2% (34)	37.1% (33)	16.9% (15)	6.7% (6)	1.1% (1)	89
f. Diversity of faculty	34.8% (31)	36.0% (32)	20.2% (18)	7.9% (7)	1.1% (1)	89
g. Diversity of students	31.5% (28)	48.3% (43)	14.6% (13)	4.5% (4)	1.1% (1)	89
h. Financial Aid	21.8% (19)	19.5% (17)	42.5% (37)	11.5% (10)	4.6% (4)	87
<i>answered question</i>						89
<i>skipped question</i>						6

16. Comments on instruction?

	Response Count
	34
<i>answered question</i>	34
<i>skipped question</i>	61

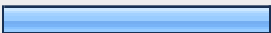




17. How satisfied are you with your interactions with the following people and/or support services?

	Very Satisfied	Somewhat Satisfied	Neutral	Somewhat Dissatisfied	Very Dissatisfied	N/A	Response Count
a. MPA Program Director	74.4% (67)	10.0% (9)	10.0% (9)	1.1% (1)	1.1% (1)	3.3% (3)	90
b. MPA Assistant Director	64.0% (57)	7.9% (7)	16.9% (15)	0.0% (0)	1.1% (1)	10.1% (9)	89
c. MPA Assistant Director--Tribal	14.5% (12)	4.8% (4)	8.4% (7)	0.0% (0)	1.2% (1)	71.1% (59)	83
d. Registrar's Office	46.5% (40)	22.1% (19)	15.1% (13)	3.5% (3)	0.0% (0)	12.8% (11)	86
e. Financial Aid Office	35.2% (31)	14.8% (13)	19.3% (17)	2.3% (2)	1.1% (1)	27.3% (24)	88
	<i>answered question</i>						90
	<i>skipped question</i>						5





18. Overall, would you like more or less of the following in the curriculum?

	Much More	Somewhat More	No Change	Somewhat Less	Much Less	Response Count
a. Theory	20.7% (18)	21.8% (19)	42.5% (37)	9.2% (8)	5.7% (5)	87
b. Practice	40.2% (35)	35.6% (31)	17.2% (15)	4.6% (4)	2.3% (2)	87
	<i>answered question</i>					88
	<i>skipped question</i>					7





19. Overall, how satisfied are you with the MPA program?

	Response Percent	Response Count
Very Satisfied 	40.4%	36
Satisfied 	43.8%	39
Neither 	7.9%	7
Somewhat Dissatisfied 	6.7%	6
Very Dissatisfied 	1.1%	1
answered question		89
skipped question		6

20. To what extent is the program helping you meet your learning goals?

	Response Percent	Response Count
Great Extent 	46.1%	41
Moderate Extent 	39.3%	35
Some Extent 	12.4%	11
Little To No Extent 	2.2%	2
answered question		89
skipped question		6




21. Would you recommend the TESC MPA program to others?

		Response Percent	Response Count
Strongly Recommend		43.8%	39
Generally Recommend		36.0%	32
Possibly Recommend		15.7%	14
Generally Not Recommend		4.5%	4
Strongly Not Recommend		0.0%	0
answered question			89
skipped question			6








22. Do you have any further comments about the MPA program at TESC?

	Response Count
	35
answered question	35
skipped question	60

23. What is your current employment status?

		Response Percent	Response Count
a. Not employed while attending classes		16.3%	14
b. Employed part-time (less than 40 hrs per week while attending classes).		19.8%	17
c. Employed full-time (40+ hrs. per week while attending classes).		64.0%	55
answered question			86
skipped question			9



24. Where are you employed?

	Response Percent	Response Count
a. Not employed 	14.5%	12
b. Private Sector 	7.2%	6
c. State Government 	39.8%	33
d. Federal Government	0.0%	0
e. Military	0.0%	0
f. Non-Profit Organization 	22.9%	19
g. Self-employed 	3.6%	3
h. Tribal Government 	2.4%	2
i. Regional or Local Government 	9.6%	8
answered question		83
skipped question		12





25. How do you identify racially/ethnically? (fill in)

	Response Count
	72
answered question	72
skipped question	23





26. How do you identify yourself?

	Response Percent	Response Count
a. Male 	25.3%	21
b. Female 	74.7%	62
c. Other	0.0%	0
answered question		83
skipped question		12






27. Do you identify as gay, lesbian, bisexual, transgender or queer?

	Response Percent	Response Count
a. Yes 	9.4%	8
b. No 	80.0%	68
c. Unsure or questioning 	1.2%	1
d. Prefer not to respond 	9.4%	8
answered question		85
skipped question		10

28. Do you identify as a person with a disability?

	Response Percent	Response Count
a. Yes, and receiving services 	4.8%	4
b. Yes, but NOT receiving services 	10.7%	9
c. No 	81.0%	68
d. Prefer not to respond 	3.6%	3
answered question		84
skipped question		11

29. What is your age group?

	Response Percent	Response Count
a. 20 or younger	0.0%	0
b. 21-24 	1.2%	1
c. 25-34 	41.7%	35
d. 35-44 	28.6%	24
e. 45-54 	23.8%	20
f. 55 and over 	4.8%	4
answered question		84
skipped question		11