



TITLE II Data Verification and Reporting 2009–2010

The information contained herein is confidential and proprietary and must not be disclosed to unauthorized persons. Appropriate safeguards must be implemented by all personnel to protect against improper disclosure or use of information.

INTRODUCTION

As part of the Title II data collection and reporting process, preparation programs have the opportunity to review preliminary reports and files to verify the data being used to calculate the pass rates for Title II reporting. This manual includes instructions on how to interpret and use the reports and files that will be provided to assist preparation programs in the verification of data for Title II reporting. The appendices of this manual contain samples of the reports and files that will be provided to programs to verify and report Title II data.

Preparation programs can either accept the data being used to determine assessment and summary pass rates for the program, or submit revised data. In order for changes to be reflected in the final reports, revisions to the data must be made by submitting a revised Data Collection Worksheet. Once revisions are submitted and/or data has been accepted, final reports for preparation programs will be generated and posted.

Please refer to the Updated Title II Schedule posted on the <https://www.educationreports.net> Web site for information on the schedule for reviewing data, submitting revisions, and/or accepting data, and the date that final reports will be available.

EXPLANATION OF THE VERIFICATION REPORTS AND FILES

During the Title II Verification and Reporting period, the Data Collection Worksheet submitted by your program will be reposted to your <https://www.educationreports.net> Web site directory. A sample Data Collection Worksheet (US123DTC2010.xls) is shown in **Appendix B-1**. In addition, folders containing reports and files generated from the data provided in the Data Collection Worksheet will be posted to the Web site directory.

Folder Types

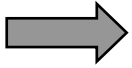
- ◆ **"Traditional within IHE"**—Programs that prepare traditional candidates (T)
- ◆ **"Alternative within IHE"**—Programs that prepare alternative candidates within the institution (A)
- ◆ **"Alternative outside IHE"**—Programs that prepare candidates outside of an institution (Z).

Only folders for the types of candidates your program prepares (traditional and/or alternative) will be posted to the Web site directory. If your program prepares both alternative and traditional candidates, a folder for each type of candidate prepared will be posted for your review. Each folder will contain up to seven reports and files specific to that folder type (T, A, or Z).

TITLE II DATA VERIFICATION AND REPORTING 2009–2010

The following seven verification reports and file types may be found within the folders on the Web site directory for your program.

1. Assessment Pass Rates Table	TableD1.xls/TableD3.xls/TableD5.xls
2. Summary Pass Rates Table	TableD2.xls/TableD4.xls/TableD6.xls
3. Reported Candidates Report	US123_Reported_Candidates_Report_T/A/Z.pdf
4. Unreported Not Found Report	US123_Unreported_Not_Found_T/A/Z.pdf
5. Unreported Not Matched Report	US123_Unreported_Not_Matched_T/A/Z.pdf
6. Unreported Outside Date Window Report	US123_Unreported_ODW_T/A/Z.pdf
7. Pass Rate Verification File	US123_PassRates_Verification_T/A/Z.xls



1. Assessment Pass Rates Table

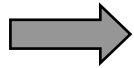
(TableD1.xls/TableD3.xls/TableD5.xls)

Appendix B-2

This table indicates pass rates by assessment for the five Title II reporting groups. The final version of this table will be uploaded to Westat as the Title II Assessment Pass Rate Report for your program.

- ◆ INSTCODE: Unique code to identify the institution
- ◆ INSTNAME: Name of the institution
- ◆ ASSESSMENTCODE: Unique code to identify the assessment
- ◆ ASSESSMENTNAME: Name of the assessment
- ◆ TESTCOMPANY: Code to identify test company
 - 1: Educational Testing Service (ETS)
 - 2: Evaluation Systems group of Pearson (ES)
 - 3: College Board
 - 4: American Board for Certification of Teacher Excellence (ABCTE)
 - 5: American Council on the Teaching of Foreign Languages (ACTFL)
 - 98: State
 - 99: Other
- ◆ LOWSCORE: Lowest possible score on assessment
- ◆ HIGHSCORE: Highest possible score on assessment
- ◆ CUTSCORE: Minimum passing score on assessment
- ◆ GROUP: Code to identify status of students
 - 1: All enrolled students who have completed all nonclinical courses
 - 2: Other enrolled students
 - 3: All program completers, current year
 - 4: All program completers, prior year
 - 5: All program completers, 2 years prior
- ◆ TAKERS: Number of test takers
- ◆ AVGSCALED: Average scaled score on assessment
- ◆ PASSERS*: Of number of test takers, number that passed
- ◆ PASSRATE*: Percentage of test takers that passed
- ◆ STAVGPASSRATE: Statewide pass rate on assessment (Final Reports Only)
- ◆ STAVGSCALED: Statewide average scaled score on assessment (Final Reports Only)

* "Passers" and "Pass Rate" not reported if "Takers" is fewer than 10.



2. Summary Pass Rates Table

(TableD2.xls/TableD4.xls/TableD6.xls)

Appendix B-3

This table indicates summary pass rates for Title II program completers. The final version of this table will be uploaded to Westat as the Summary Pass Rate Report for your program.

- ◆ INSTCODE: Unique code to identify the institution
- ◆ INSTNAME: Name of the institution
- ◆ GROUP: Code to identify status of students
 - 3: All program completers, current year
 - 4: All program completers, prior year
 - 5: All program completers, 2 years prior
 - 6: All program completers, combined three years**
- ◆ TAKERS: Number of test takers who took at least one test in an area for which they were prepared.
- ◆ PASSERS*: Of number of test takers, number that passed all of the tests that they took for certification in at least one area for which they were prepared.
- ◆ PASSRATE*: Percentage of test takers that passed
- ◆ STAVGPASSRATE: Statewide summary pass rate (Final Reports Only)

* "Passers" and "Pass Rate" not reported if "Takers" is fewer than 10.

** Group 6 is used when there are fewer than 10 program completers in two of the last three, or all three, years being reported. Group 6 will include the program completers from all three reporting years. In such a case, no results are reported for Groups 3, 4, and 5; instead, data are combined for all three reporting years and reported as Group "6."

3. Reported Candidates Report

(US123_Reported_Candidates_Report_T/A/Z.pdf)

Appendix B-4

The Reported Candidates Report includes all candidates submitted by your institution on the Data Collection Worksheet for this year or the previous two cohorts (2007–2008 and 2008–2009) who have been matched to testing records and will be reported for Title II reporting purposes.

The report is organized as follows:

- ◆ Row number on the Data Collection Worksheet on which the candidate information appears (Groups 1, 2, and 3)
- ◆ Candidate demographic information provided on the Data Collection Worksheet
- ◆ Candidate certification code(s)/information provided on the Data Collection Worksheet
- ◆ The test company, if applicable

TITLE II DATA VERIFICATION AND REPORTING 2009–2010

- ◆ Status (yes or no) on whether the candidate took all tests in the certification route(s) indicated by the certification code on the Data Collection Worksheet (see **Appendix B-10** for certification mapping and tests)
- ◆ The test codes and names of the tests taken by the candidate
- ◆ The test status for the tests taken by the candidate
- ◆ The test score, if applicable

This report allows you to verify the data in your Assessment and Summary Pass Rate Tables by verifying that candidates are reported and matched to appropriate tests. Use Mapping Table/Table of Tests provided in **Appendix B-10** to verify the tests and testing routes for candidates.

ES Matching Criteria

Extensive procedures are used to match the candidate data provided by institutions with Evaluation Systems testing data. A match is recorded for any candidate whose data match testing records in any of the following ways:

- ◆ Social security number + first 6 characters of last name + date of birth
- ◆ Social security number + first 4 characters of first name + date of birth
- ◆ First 6 characters of last name + first 4 characters of first name + date of birth
- ◆ First 6 characters of last name + first 4 characters of first name + 8 out of 9 digits of social security number

Last and first names are matched without regard to capitalization or punctuation (e.g., hyphens, apostrophes), and some other close matches are accepted (e.g., R_BERT for ROBERT, WILSON for WILSON, RON for RONALD). Date of birth is matched without regard to the order of the month and day of birth (e.g., 05/09/80 is seen as matching 09/05/80), and a year of birth that is out of range (e.g., 1998) is considered to match any other year (e.g., 03/13/98 is seen as matching 03/13/77).

4. Unreported Not Found Report

(US123_Unreported_Not_Found_T/A/Z.pdf)

Appendix B-5

The Unreported Not Found Report includes all candidates submitted by your institution on the Data Collection Worksheet for this year or the previous two cohorts (2007–2008 and 2008–2009) who have not been found in testing records.

This report allows you to easily identify any candidates who were not matched to testing records and who will not be reported in the Title II reports for your program.

If you believe that a candidate has tested, check the demographic information you provided on the Data Collection Worksheet against the information the candidate provided when registering to test (it must match according to the matching criteria above).

5. Unreported Not Matched Report

(US123_Unreported_Not_Matched_T/A/Z.pdf)

Appendix B-6

The Unreported Not Matched Report includes all candidates submitted by your institution on the Data Collection Worksheet for this year or the previous two cohorts (2007–2008 and 2008–2009) who have been found in testing records but not been matched to tests in the route for the certification code(s) provided in the Data Collection Worksheet.

This report allows you to easily identify candidates who have not tested in the certification area indicated on the Data Collection Worksheet and who will not be included in Title II reports for your program.

If you believe that a candidate has tested in his/her certification area, check the certification code(s) you provided on the Data Collection Worksheet. The Mapping Table/Table of Tests provided in **Appendix B-10** allows you to verify the certification code(s) you provided and the associated tests and testing route(s).

6. Unreported Outside Date Window Report

(US123_Unreported_ODW_T/A/Z.pdf)

Appendix B-7

The Unreported Outside Date Window Report includes all candidates submitted by your institution on the Data Collection Worksheet for this year or the previous two cohorts (2007–2008 and 2008–2009) who have been matched only to tests taken outside the Title II matching date window.

TITLE II DATA VERIFICATION AND REPORTING 2009–2010

This report allows you to easily identify candidates who will not be included in Title II reports for your program because they have taken tests only outside the Title II date window.

7a. Pass Rate Verification File: Assessment Pass Rate File Tab (US123_PassRates_Verification_T/A/Z.xls)

Appendix B-8

- ◆ SSN: Social Security Number provided for candidates on the data collection worksheet
- ◆ REPORTING GROUP:
 - 1: All enrolled students who have completed all nonclinical courses
 - 2: Other enrolled students
 - 3: All program completers, current year
 - 4: All program completers, prior year
 - 5: All program completers, 2 years prior
- ◆ TEST CODE: Code associated with test
- ◆ TEST NAME: Name of test
- ◆ TEST STATUS: Candidates pass or fail status on test
- ◆ TEST SCORE: Candidates score on test (if applicable to state testing program reporting)

The data within this file tab reflects the candidate and test data found on the Reported Candidates Report. This is a sortable file designed to allow you to verify your assessment pass rates.

7b. Pass Rate Verification File: Summary Pass Rate File Tab

Appendix B-9

- ◆ SSN: Social Security Number provided for candidate on the data collection worksheet
- ◆ REPORTING GROUP:
 - 3: All program completers, current year
 - 4: All program completers, prior year
 - 5: All program completers, 2 years prior
- ◆ CANDIDATE STATUS: Overall passing or failing status of candidates for certification route

The data within this file tab reflects the summary passing or failing status of the candidates found on the Reported Candidates Report. This is a sortable file designed to allow you to verify your summary pass rates.

PROCEDURES FOR VERIFYING YOUR DATA

1. Review the assessment and summary pass rates for your preparation program:
 - ♦ Assessment Pass Rates Table (TableD1.xls/TableD3.xls/TableD5.xls)
 - ♦ Summary Pass Rates Table (TableD2.xls/TableD4.xls/TableD6.xls)
(You may verify the data in these tables using the Pass Rate Verification File: US123_PassRates_Verification_T/A/Z.xls.)
2. Review the Reported Candidates Report and the Unreported Candidates reports.
3. Revise your data and resubmit the Data Collection Worksheet **or** accept your data.

To accept the data being used, select the "Acceptance" function from the Title II Menu page on the <https://www.educationreports.net> Web site.

To submit a revised Data Collection Worksheet, you should do the following:

- ♦ **Download** your previously submitted Data Collection Worksheet from the <https://www.educationreports.net> Web site directory.
- ♦ **Review and revise** the data on the Data Collection Worksheet.
- ♦ **Re-upload** the Data Collection Worksheet to the <https://www.educationreports.net> Web site.

Within two business days of resubmitting your worksheet, you will be sent an e-mail message indicating whether transmission of your data was successful or unsuccessful. If transmission was successful, within five business days of receiving the first message, you will receive another e-mail message indicating whether or not the contents of your worksheet have been accepted. Note that your revised worksheet must contain data for all of your candidates, as *the new worksheet will supersede all previous versions of your Data Collection Worksheet*.

At the close of the period for data verification, ES will match to testing records the data you submitted on your revised or accepted Data Collection Worksheet. Based on your final data submission, final Title II reports and files will be produced and posted to the program Web site on the date indicated on the updated Title II Schedule.

Please note: even if you do not request revisions, the final version of the Title II reports could have minor differences in data if, for instance, candidates submitted corrections (e.g., to name or social security number) that caused additional matches to be made.

If you believe an error has been made in calculating your pass rates, you may report any discrepancies to the your state's Title II Contact and provide documentation of any error that you believe exists (e.g., copy of a score report). Disputed information will be corroborated by your state's Title II Contact.

CUSTOMER SERVICE

Customer Service is available weekdays excluding holidays by calling **1-800-998-3787**. Be sure to have your institution's user name and password available when you call. You may also contact Customer Service via e-mail at **TitleII@nesinc.com**.

WASHINGTON TITLE II DATA VERIFICATION AND REPORTING 2009-2010

Sample Data Collection Worksheet (WA123DTC2010.xls)

2010

Washington Title II Data Collection Worksheet

Program Completers and Enrolled Students for 2009-2010


Inst. Code: **WA000**

Inst. Name: **AName College**

Form last revised 10-21-10

Program Type:

T = Traditional within IHE
A = Alternative within IHE
Z = Alternative outside



The information contained herein is confidential and must not be disclosed to unauthorized persons. This information is intended to be used only for the purpose of federal and state reporting. Appropriate safeguards must be implemented to protect against improper disclosure of this information. It is NOT intended to be used for employment decisions, college admission screening, or other purposes.

If copying and pasting data from another source, each column must be copied and pasted into this worksheet. See the "Copying and Pasting Data from a Source file" section of the Instructions.

	Social Security Number	Last Name	First Name	M.I.	Date of Birth (mm/dd/yyyy)	Program Type	Reporting Group		Admission Date	Intervention Status	State	CERTIFICATION CODES	
							Code	Description				Code 1	Description
X	111111111	Alastname	Afirstname	A	01/01/01	T	1	Enrolled, completed nonclinical	03/01/03		WA	3303	Designated Arts: Music-Instr
X	222222222	Blastname	Bfirstname	B	02/02/02	T	3	Program Completer, 2010	03/01/06		WA	3405	Middle Level Science
X	333333333	Clastname	Cfirstname	C	03/03/03	A	3	Program Completer, 2010	03/01/03	Did not receive structured intervention	MD	3402	Middle Level - Humanities
X	444444444	Dlastname	Dfirstname	C	04/04/04	A	2	Other enrolled student	03/01/08		WA		
1	111111111	Alastname	Afirstname	A	01/01/01	T	3	Program Completer, 2010			WA	3400	Elementary Education
2	222222222	Blastname	Bfirstname	B	02/02/02	T	3	Program Completer, 2010			WA	3400	Elementary Education
3	333333333	Clastname	Cfirstname	C	03/03/03	T	2	Other enrolled student			WA	3404	Middle Level Mathematics
4	444444444	Dlastname	Dfirstname	D	04/04/04	T	3	Program Completer, 2010			WA	3500	Early Childhood Special Ed
5	555555555	Elastname	Efirstname	E	05/05/05	T	3	Program Completer, 2010			WA	3403	Middle Level Math/Science
6	666666666	Flastname	Ffirstname	F	06/06/06	T	1	Enrolled, completed nonclinical			WA	3400	Elementary Education
7	777777777	Glastname	Gfirstname	G	07/07/07	T	1	Enrolled, completed nonclinical			WA	3811	Designated Science: Biolog
8	888888888	Hlastname	Hfirstname	H	08/08/08	T	2	Other enrolled student			WA	3800	English Language Arts
9	999999999	Ilastname	Ifirstname	J	09/09/09	T	2	Other enrolled student			WA	3400	Elementary Education
10	000000000	Klastname	Kfirstname	K	10/10/10	T	2	Other enrolled student			WA		

WASHINGTON TITLE II DATA VERIFICATION AND REPORTING 2009–2010

Sample Preliminary Assessment Pass Rates Table
(TableD1.xls/TableD3.xls/TableD5.xls)

	A	B	C	D	E	F	G	H	I	J	K	L	M	N	O
1	INSTCODE	INSTNAME	ASSESSMENTCODE	ASSESSMENTNAME	TESTCOMPANY	LOWSCORE	HIGHSCORE	CUTSCORE	GROUP	TAKERS	AVGSCALED	PASSERS	PASSRATE	STAVGPASSRATE	STAVGSCALED
2	001	Aname University	001	Test 1	2	100	300	220	1	12	235	10	83		
3	001	Aname University	001	Test 1	2	100	300	220	2	18	245	16	89		
4	001	Aname University	001	Test 1	2	100	300	220	3	100	267	98	98		
5	001	Aname University	001	Test 1	2	100	300	220	4	90	270	89	99		
6	001	Aname University	001	Test 1	2	100	300	220	5	98	268	98	100		
7	001	Aname University	002	Test 2	2	100	300	220	1	10	242	10	100		
8	001	Aname University	002	Test 2	2	100	300	220	2	11	240	10	91		
9	001	Aname University	002	Test 2	2	100	300	220	3	35	276	33	94		
10	001	Aname University	002	Test 2	2	100	300	220	4	31	280	31	100		
11	001	Aname University	002	Test 2	2	100	300	220	5	32	278	31	97		
12	001	Aname University	003	Test 3	2	100	300	220	1	16	240	14	88		
13	001	Aname University	003	Test 3	2	100	300	220	2	14	242	13	93		
14	001	Aname University	003	Test 3	2	100	300	220	3	11	267	10	91		
15	001	Aname University	003	Test 3	2	100	300	220	4	18	270	17	94		
16	001	Aname University	003	Test 3	2	100	300	220	5	16	272	15	94		
17	001	Aname University	004	Test 4	2	100	300	220	1	12	235	10	83		
18	001	Aname University	004	Test 4	2	100	300	220	2	18	245	15	83		
19	001	Aname University	004	Test 4	2	100	300	220	3	100	267	99	99		
20	001	Aname University	004	Test 4	2	100	300	220	4	90	270	89	99		
21	001	Aname University	004	Test 4	2	100	300	220	5	98	268	98	100		
22	001	Aname University	005	Test 5	2	100	300	220	1	14	242	13	93		
23	001	Aname University	005	Test 5	2	100	300	220	2	19	240	18	95		
24	001	Aname University	005	Test 5	2	100	300	220	3	35	276	33	94		
25	001	Aname University	005	Test 5	2	100	300	220	4	31	280	31	100		
26	001	Aname University	005	Test 5	2	100	300	220	5	32	278	31	97		
27	001	Aname University	006	Test 6	2	100	300	220	1	16	240	14	88		
28	001	Aname University	006	Test 6	2	100	300	220	2	14	242	13	93		
29	001	Aname University	006	Test 6	2	100	300	220	3	11	267	10	91		
30	001	Aname University	006	Test 6	2	100	300	220	4	18	270	17	94		
31	001	Aname University	006	Test 6	2	100	300	220	5	16	272	16	100		

Sample Preliminary Summary Pass Rates Table

(TableD2.xls/TableD4.xls/TableD6.xls)

	A	B	C	D	E	F	G
1	INSTCODE	INSTNAME	GROUP	TAKERS	PASSERS	PASSRATE	STAVGPASSRATE
2	001	Aname University	3	182	175	96	
3	001	Aname University	4	127	126	99	
4	001	Aname University	5	135	135	100	
5							
6							
7							
8							
9							
10							
11							
12							
13							
14							
15							
16							
17							
18							

WASHINGTON TITLE II DATA VERIFICATION AND REPORTING 2009–2010

Sample Reported Candidates Report
(WA123_Reported_Candidates_Report_T/A/Z.pdf)

	A	B	C	D	E	F	G	H	I	J	K	L
1	Washington Title II Reported Candidates Report											
2	Aname University											
3	Program Type: Traditional teacher preparation program											
4	Program Year: 2009-10											
5	Preliminary Report											
6	Worksheet Row	SSN	Last Name	First Name	MI	DOB	Code	Matched All Tests in Route	Reported Test Codes and Names	Test Status	Test Score	
7	Reporting Group 3: Program completers, 2009-10											
8	1	111111111	Alastname	Afirstname	A	01/01/01	3400	Yes	005 Elem Ed 1	Pass	247	
9									006 Elem Ed 2	Pass	259	
10	5	555555555	Elastname	Efirstname	E	05/05/05	3403	Yes	0069 SE:Pre/EarlChil	Pass	170	
11									0439 Middle Sch Sci	Pass	165	
12	Reporting Group 1: Enrolled students who have completed all nonclinical courses											
13	7	777777777	Glastname	Gfirstname	G	07/07/07	3811	Yes	022 Biology	Pass	260	
14							3302	No	029 Health & Fitness	Fail	234	
15	Reporting Group 2: Other enrolled students											
16	10	000000000	Klastname	Kfirstname	K	10/10/10			034 Music:General	Pass	285	
17	Reporting Group 4: Program completers, 2008-09											
18		121212121	Zlastname	Zfirstname	Z	04/04/04	3400	No	005 Elem Ed 1	ODW		
19									006 Elem Ed 2	Pass	265	
20	Reporting Group 5: Program completers, 2007-08											
21		343434343	Ylastname	Yfirstname	Y	05/05/05	3400	Yes	005 Elem Ed 1	Pass	247	
22									006 Elem Ed 2	Pass	259	

WASHINGTON TITLE II DATA VERIFICATION AND REPORTING 2009–2010

Sample Unreported Not Found Report
(WA123_Unreported_Not_Found_T/A/Z.pdf)

	A	B	C	D	E	F	G
1	Washington Title II Unreported Not Found					Program Year 2009-2010	
2	Aname University					Preliminary Report	
3	Program Type: Traditional teacher preparation program						
4	Worksheet Row	SSN	Last Name	First Name	M.I.	DOB	Code
5	Reporting Group 3: All program completers, 2009-10						
6	4	444444444	Dlastname	Dfirstname	D	04/04/04	3500
7	Reporting Group 1: Enrolled students who have completed all nonclinical courses						
8	6	666666666	Flastname	Ffirstname	F	06/06/06	3400
9	Reporting Group 2: Other enrolled students						
10	8	888888888	Hlastname	Hfirstname	H	08/08/08	3800
11	9	999999999	Jlastname	Jfirstname	J	09/09/09	3400
12	Reporting Group 4: Program completers, 2008-09						
13		454545454	Xlastname	Xfirstname	X	05/05/05	3400
14		565656565	Wlastname	Wfirstname	W	06/06/06	3810
15	Reporting Group 5: Program completers, 2007-08						
16		676767676	Ulastname	Ufirstname	U	07/07/07	3820
17		787878787	Vlastname	Vfirstname	V	08/08/08	3400

WASHINGTON TITLE II DATA VERIFICATION AND REPORTING 2009–2010

Sample Unreported Not Matched Report
(WA123_Unreported_Not_Matched_T/A/Z.pdf)

	A	B	C	D	E	F	G
1	Washington Title II Unreported Not Matched					Program Year 2009-2010	
2	Aname University					Preliminary Report	
3	Program Type: Traditional teacher preparation program						
4	Worksheet Row	SSN	Last Name	First Name	M.I.	DOB	Code
5	Reporting Group 3: All program completers, 2009-10						
6	2	222222222	Blastname	Bfirstname	B	02/02/02	3400
7	Reporting Group 1: Enrolled students who have completed all nonclinical courses						
8							
9	Reporting Group 2: Other enrolled students						
10							
11	Reporting Group 4: Program completers, 2008-09						
12							
13	Reporting Group 5: Program completers, 2007-08						
14							

WASHINGTON TITLE II DATA VERIFICATION AND REPORTING 2009–2010

Sample Unreported Outside Date Window Report

(WA123_Unreported_ODW_T/A/Z.pdf)

	A	B	C	D	E	F	G
1	Washington Title II Unreported Outside Date Window Report					Program Year 2009-2010	
2	Aname University					Preliminary Report	
3	Program Type: Traditional teacher preparation program						
	Worksheet Row	SSN	Last Name	First Name	M.I.	DOB	Code
4							
5	Reporting Group 3: All program completers, 2009-10						
6							
7	Reporting Group 1: Enrolled students who have completed all nonclinical courses						
8							
9	Reporting Group 2: Other enrolled students						
10	3	333333333	Clastname	Cfirstname	C	03/03/03	3404
11	Reporting Group 4: Program completers, 2008-09						
12							
13	Reporting Group 5: Program completers, 2007-08						
14							

WASHINGTON TITLE II DATA VERIFICATION AND REPORTING 2009–2010

Sample Pass Rate Verification File: Assessment Pass Rate File Tab
(WA123_PassRates_Verification_T/A/Z.xls)

	A	B	C	D	E	F
1	SSN	Reporting Group	Test Code	Test Name	Test Status	Test Score
2	11111	3	001	Test 1	Pass	245
3	22222	3	001	Test 1	Pass	266
4	22222	3	002	Test 2	Pass	255
5	33333	3	001	Test 1	Pass	264
6	33333	3	002	Test 2	Pass	270
7	33333	3	003	Test 3	Pass	268
8	44444	1	001	Test 1	Fail	232
9	44444	1	004	Test 4	Pass	251
10	55555	1	001	Test 1	Pass	258
11	66666	2	001	Test 1	Pass	251
12	66666	2	002	Test 2	Pass	264
13	66666	2	004	Test 4	Pass	247
14	77777	2	001	Test 1	Pass	245
15	77777	2	002	Test 2	Pass	270
16	88888	4	001	Test 1	Pass	256
17	99999	4	002	Test 2	Pass	278
18	10101	4	001	Test 1	Pass	245
19	12121	4	001	Test 1	Pass	248
20	12121	4	003	Test 3	Pass	252
21	23232	4	001	Test 1	Fail	222
22	34343	5	001	Test 1	Pass	242
23	34343	5	002	Test 2	Pass	241
24	45454	5	001	Test 1	Pass	268
25	45454	5	004	Test 4	Pass	270
26						

WASHINGTON TITLE II DATA VERIFICATION AND REPORTING 2009–2010

Pass Rate Verification File: Summary Pass Rate File Tab
(WA123_PassRates_Verification_T/A/Z.xls)

	A	B	C
1	SSN	Reporting Group	Candidate Status
8	111111111	3	Pass
9	222222222	3	Fail
10	333333333	3	Pass
11	444444444	3	Pass
12	555555555	3	Pass
13	666666666	3	Pass
14	777777777	4	Pass
15	888888888	4	Fail
16	999999999	4	Pass
17	121212121	4	Pass
18	232323232	4	Pass
19	343434343	4	Pass
20	454545455	5	Pass
21	565656565	5	Pass
22	676767676	5	Fail
23	787878787	5	Pass
24			
25			
26			
27			
28			

*Certification Mapping Table/Table of Tests***2009–2010 WASHINGTON TITLE II****CERTIFICATION CODES TO REPORTED TESTS MAPPING**

Certification Codes	Certification Descriptions	Matching Tests in Route
3100	Designated Arts: Dance	031
3300	Designated Arts: Visual Arts	033 or 0133
3301	Designated Arts: Music - General	034 or 0113
3302	Health/Fitness	029 or 0856
3303	Library Media	042 or 0310
3304	Special Education	070 or 0353
3305	Reading	030 or 0300
3306	English as a Second Language	051 or 0360
3307	Bilingual Education	(ACTFL & 050) or 0360
3308	Designated Arts: Music-Choral	035 or 0113
3309	Designated Arts: Music-Instrumental	036 or 0113
3310	Chinese (Mandarin or Cantonese)	100 & ACTFL
3311	French	100 & ACTFL or 0173
3312	German	100 & ACTFL or 0181
3313	Xwlemi Chosen	
3314	Italian	
3315	Japanese	100 & ACTFL
3316	Latin	100 & 101
3317	Russian	100 & ACTFL
3319	Spanish	100 & ACTFL or 0191
3321	Swedish	100 & ACTFL
3323	Norwegian	100 & ACTFL
3326	Korean	
3336	English Language Learner	051 or 0360
3338	Lushootseed	
3339	Puget Sound Salish (Salish)	
3340	Afrikaans	
3341	Makah	
3342	Bulgarian	
3345	Romanian	
3346	Ukrainian	
3347	Tsamosan Salish	
3348	Spokane	

WASHINGTON TITLE II DATA VERIFICATION AND REPORTING 2009–2010

Certification Codes	Certification Descriptions	Matching Tests in Route
3349	Klallum	
3350	Kalispel	
3360	Deaf Education	072 or 0271
3400	Elementary Education	005 & 006 or 0014
3402	Middle Level - Humanities	010 & 011 or 0049 & 0089
3403	Middle Level Math/Science	0069 & 0439
3404	Middle Level Mathematics	012 or 0069
3405	Middle Level Science	013 or 0439
3500	Early Childhood Special Education	071 or 0690
3501	Early Childhood Education	001 or 0021
3800	English Language Arts	020 or 0041
3801	Designated Arts: Theatre Arts	032 or 0640
3810	Science	021 or 0435
3811	Designated Science: Biology	022 or 0235
3812	Designated Science: Chemistry	023 or 0245
3813	Designated Science: Earth Science	0571
3814	Designated Science: Physics	025 or 0265
3815	Designated Science: Earth/Space Science	024 or 0571
3820	Social Studies	028 or 0081
3824	History	027 or 0081
3830	Agriculture Education	037 or 0700
3831	Business Education	038 or 0100
3833	Marketing Education	038 or 0560 or 0561
3836	Technology Education	040 or 0050
3837	Mathematics	026 or 0061
3841	Family and Consumer Sciences	041 or 0120 or 0121

2009–2010 WASHINGTON TITLE II TABLE OF TESTS

Test Codes and Names		Test Abbreviations
001	Early Childhood Education	Early Childhood
005	Elementary Education Subtest 1	Elem Ed 1
006	Elementary Education Subtest 2	Elem Ed 2
010	Middle Level Humanities Subtest 1	Mid Lev Hum 1
011	Middle Level Humanities Subtest 2	Mid Lev Hum 2
012	Middle Level Mathematics	Mid Lev Math
013	Middle Level Science	Mid Lev Science
020	English Language Arts	Eng LA
021	Science	Science
022	Biology	Biology
023	Chemistry	Chemistry
024	Earth And Space Science	Earth/Space Sci
025	Physics	Physics
026	Mathematics	Mathematics
027	History	History
028	Social Studies	Social Studies
029	Health/Fitness	Health & Fitnes
030	Reading	Reading
031	Dance	Dance
032	Theatre Arts	Theatre Arts
033	Visual Arts	Visual Art
034	Music: General	Music:General
035	Music: Choral	Music:Choral
036	Music: Instrumental	Music:Instru.
037	Agriculture Education	Agricult Ed
038	Business And Marketing Education	Business/Market
040	Technology Education	Technology Ed
041	Family And Consumer Sciences Ed	Family/Cons Sci
042	Library Media	Library Media
050	Bilingual Education	Bilingual Ed
051	English Language Learners	ELL
070	Special Education	Special Ed
071	Early Childhood Special Education	EC Spec Educ
072	Deaf Education	Deaf Ed
100	Designated World Languages	DWL
101	Designated World Languages: Latin	DWL: Latin
0014	Elementary Education: Content Knowledge	Elem Ed CK

WASHINGTON TITLE II DATA VERIFICATION AND REPORTING 2009–2010

Test Codes and Names		Test Abbreviations
0021	Education of Young Children	Ed Yng Chdn
0041	English Language: Literature and Composition	En Lng: Lit/Cmp
0049	Middle School English Language Arts	MidSch E Lang A
0050	Technology Education	Technology Ed
0061	Mathematics: Content Knowledge	Math: CK
0069	Middle School Mathematics	Middle Sch Math
0081	Social Studies: Content Knowledge	Soc Studies: CK
0089	Middle School Social Studies	Mid Sch Soc Stu
0100	Business Education	Business Ed
0113	Music: Content Knowledge	Music: CK
0120	Family and Consumer Sciences	Fam & Con Sci
0121	Family and Consumer Sciences	Fam & Con Sci
0133	Art: Content Knowledge	Art: CK
0173	French: Content Knowledge	French: CK
0181	German: Content Knowledge	German: CK
0191	Spanish: Content Knowledge	Spanish: CK
0235	Biology: Content Knowledge	Biology: CK
0245	Chemistry: Content Knowledge	Chemistry: CK
0265	Physics: Content Knowledge	Physics: CK
0271	Education of Deaf and Hard of Hearing Students	Ed Deaf/HarHear
0300	Reading Specialist	Reading Spec
0310	Library Media Specialist	Lib Med Spec
0353	Ed. of Exceptional Students: Core Content	Ed Excp Sts: CC
0360	English to Speakers of Other Languages	ESOL
0435	General Science: Content Knowledge	Gen. Sci: CK
0439	Middle School Science	Middle Sch Sci
0560	Marketing Education	Marketing Ed
0561	Marketing Education	Marketing Ed
0571	Earth and Space Science: Content Knowledge	Earth/Space: CK
0640	Theatre	Theatre
0690	Special Education: Preschool/Early Childhood	SE:Pre/EarlChil
0700	Agriculture	Agriculture
0856	Health and Physical Education: Content Knowledge	Health & PE: CK

ACTFL Oral and Written Proficiency Tests

Test Codes and Names for World Language		Test Abbreviations
1003	OPI Cantonese	OPI Cantonese
1006	OPI French	OPI French
1007	OPI German	OPI German
1011	OPI Japanese	OPI Japanese
1013	OPI Mandarin	OPI Mandarin
1014	OPI Norwegian	OPI Norwegian
1017	OPI Russian	OPI Russian
1018	OPI Spanish	OPI Spanish
1019	OPI Swahili	OPI Swahili
1020	OPI Swedish	OPI Swedish
2002	WPT Chinese	WPT Chinese
2006	WPT German	WPT German
2010	WPT Japanese	WPT Japanese
2014	WPT Russian	WPT Russian
2015	WPT Spanish	WPT Spanish
3002	OPIc Spanish	OPIc Spanish
3003	OPIc French	OPIc French
Test Codes and Names for Bilingual		Test Abbreviations
A003*	OPI Cantonese revised	OPI Canton rev
A006*	OPI French revised	OPI French rev
A007	OPI German revised	OPI German rev
A011	OPI Japanese revised	OPI Japan rev
A013	OPI Mandarin revised	OPI Mand rev
A014	OPI Norwegian revised	OPI Norweg rev
A017	OPI Russian revised	OPI Russn rev
A018	OPI Spanish revised	OPI Span rev
A020	OPI Swedish revised	OPI Swed rev
B002	WPT Chinese revised	WPT Chinse rev
B006	WPT German revised	WPT German rev
B010	WPT Japanese revised	WPT Japan rev
B014	WPT Russian revised	WPT Russn rev
B015	WPT Spanish revised	WPT Span rev
C002	OPIc Spanish revised	OPIc Span rev
C003	OPIc French revised	OPIc Frnch rev