

STEVE D RICE
GRADUATION YEAR:
REPORT DATE: 08/23/2024

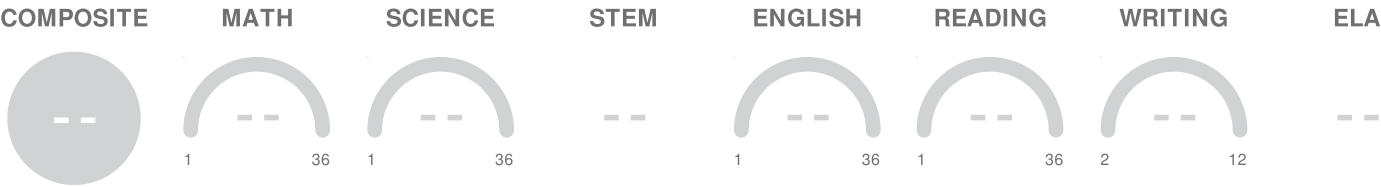
DOB: September 27, 1971
GENDER:
ACT: 218748795

5762 State Route 82
Hiram, OH 44234

HIGH SCHOOL CODE: 999999
Invalid HS Code

ACT Superscore ¹

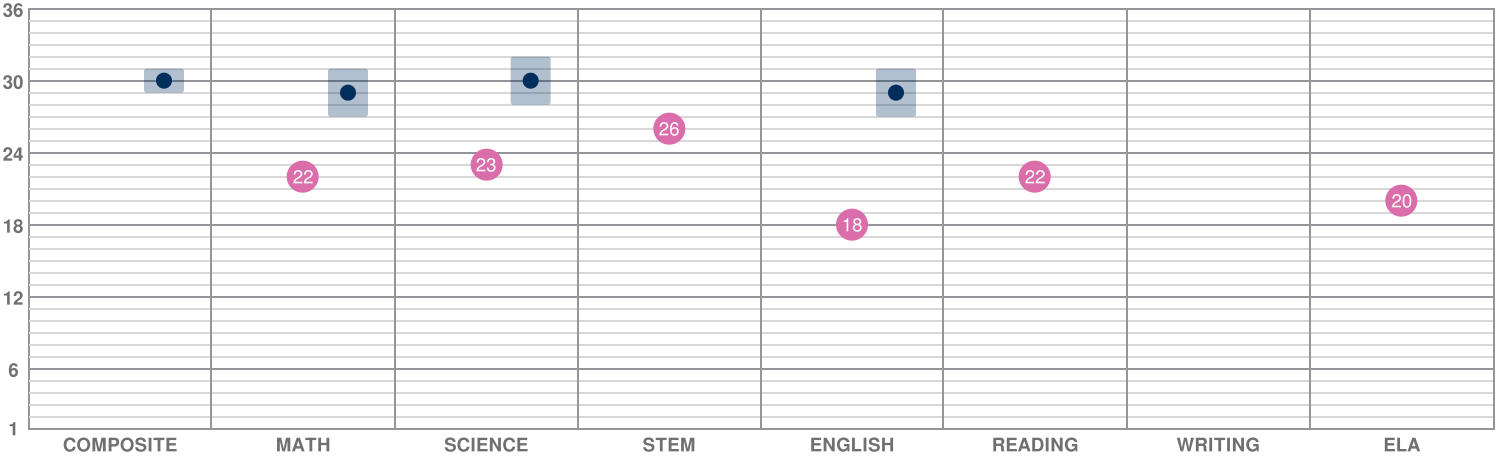
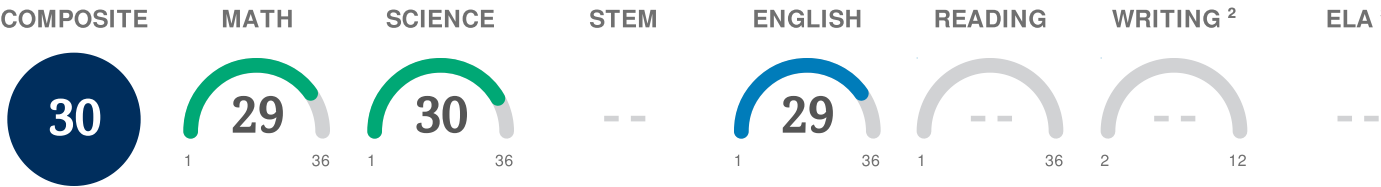
The ACT Superscore represents the best scores for this student across all attempts. ACT Research confirms this to be the most predictive of student success.



Single Test Event

Date: 6/1988. This test was taken before 10/1989. See page 2 for details

The single test event test summary below is shown when a student elects to send an institution an individual ACT test. This is the only option available for students who have taken the ACT only one time.



ACT College Readiness Benchmarks

If the student's score is at or above the Benchmark, he or she has at least a 50% chance of earning a B or higher in first-year college courses in the corresponding subject area. There is currently no Benchmark for writing.

Single Test Event: Student's Score Range

Test scores are estimates of the student's educational achievement. The provided score bands extend to plus and minus one standard error of measurement, which is about 1 point for the Composite and writing scores, and 2 points for STEM, ELA, and the other test scores. The standard error of measurement reflects uncertainty in test scores related to the fact that students would not necessarily earn the same scores if they took the ACT repeatedly in a short period.

| US Rank | 0% | 50% | 100% |
|-----------|-----|-----|------|
| Composite | --% | | |
| Math | --% | | |
| Science | --% | | |
| STEM | --% | | |
| English | --% | | |
| Reading | --% | | |
| Writing | --% | | |
| ELA | --% | | |

Detailed Single Test Event Results

MATH 29 % correct

| | |
|------------------------------|----------|
| Preparing for Higher Math | -- of -- |
| • Number & Quantity | -- of -- |
| • Algebra | -- of -- |
| • Functions | -- of -- |
| • Geometry | -- of -- |
| • Statistics & Probability | -- of -- |
| Integrating Essential Skills | -- of -- |
| Modeling | -- of -- |

SCIENCE 30 % correct

| | |
|---------------------------------------------------------|----------|
| Interpretation of Data | -- of -- |
| Scientific Investigation | -- of -- |
| Evaluation of Models, Inferences & Experimental Results | -- of -- |

ENGLISH 29 % correct

| | |
|---------------------------------|----------|
| Production of Writing | -- of -- |
| Knowledge of Language | -- of -- |
| Conventions of Standard English | -- of -- |

READING -- % correct

| | |
|----------------------------------|---------------------|
| Key Ideas & Details | -- of -- |
| Craft & Structure | -- of -- |
| Integration of Knowledge & Ideas | -- of -- |
| Understanding Complex Texts | Unable to Calculate |

WRITING --

| | |
|----------------------------|----|
| Ideas & Analysis | -- |
| Development & Support | -- |
| Organization | -- |
| Language Use & Conventions | -- |

STEVE D RICE
GRADUATION YEAR:
REPORT DATE: 08/23/2024

DOB: September 27, 1971
GENDER:
ACT: 218748795

5762 State Route 82
Hiram, OH 44234

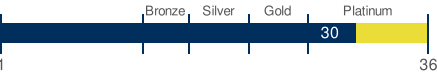
HIGH SCHOOL CODE: 999999
Invalid HS Code



Progress Toward the ACT National
Career Readiness Certificate

This indicator provides an estimate of the ACT National Career Readiness Certificate (ACT NCRC®) that students with this ACT Composite score are likely to obtain. The ACT NCRC is an assessment-based credential that documents foundational work skills important for job success across industries and occupations. Visit www.act.org/NCRC-indicator to learn more.

Composite Score



Scale

Students with this ACT Composite score are likely to obtain a Platinum level on the ACT NCRC.

Results before 10/1989

| | |
|-----------------|----|
| Composite | 30 |
| English | 29 |
| Math | 29 |
| Social Studies | 31 |
| Natural Science | 30 |

Information Reported by the Student

College Choice

| | |
|--------------|------|
| College Code | 4457 |
| Choice | Sup |

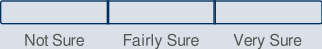
College Selection Items Rank

| | | |
|--------------------------|--|--|
| Type | | |
| Student Body Composition | | |
| Location | | |
| Cost (Maximum Tuition) | | |
| Size | | |
| Field of Study | | |
| Other Factor | | |

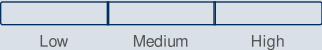
High School Information

| | |
|------------------------------------|--|
| Self-Reported Rank | |
| Self-Reported GPA | |
| Year H.S. graduation or equivalent | |
| Size of senior class | |
| Type of school | |
| Type of program studied | |

Major



Interest-Major Fit



If boxes are not shaded, data was incomplete.

Subjects Studied Years GPA AP

| | | | |
|------------------|--|--|-----|
| English | | | No |
| Math | | | No |
| Social Studies | | | No |
| Natural Sciences | | | No |
| Foreign Language | | | No |
| Spanish | | | N/A |
| German | | | N/A |
| French | | | N/A |
| Other | | | N/A |

Extracurricular Activities High School College

| | | |
|------------------------------|----|----|
| Instrumental Music | No | No |
| Vocal Music | No | No |
| Student Government | No | No |
| Publications | No | No |
| Debate | No | No |
| Dramatics | No | No |
| Religious Organizations | No | No |
| Racial/Ethnic Organizations | No | No |
| Varsity Athletics | No | No |
| Political Organizations | No | No |
| Radio/TV | No | No |
| Fraternity/Sorority | No | No |
| Social Service Organizations | No | No |

Background Information

| | |
|-----------------------------|------------|
| Racial/Ethnic background | |
| Religious interest | Suppressed |
| Mother/Guardian 1 ed. level | |
| Father/Guardian 2 ed. level | |

Financial Aid Information

| | |
|-----------------------------|--|
| Plans to seek financial aid | |
| Needs help to find work | |
| Hours per week | |

Admissions Enrollment Data

| | |
|---------------|--|
| Full-time | |
| Housing plans | |

Interests

| | |
|---------------------------|----|
| First-year honors courses | No |
| Independent study | No |
| ROTC | |

Needs Help With

| | |
|--------------------------------|----|
| Educational/Occupational plans | No |
| Writing | No |
| Reading | No |
| Study skills | No |
| Math | No |

¹ The student did not select a superscore to report.
² This test event did not include the optional writing test.
³ Scores on English, Reading and Writing are required to calculate the ELA score.